

Englishtotem

1º,2º,3º primaria

Mabru.



Englishtotem

Storytelling-Theatre.

Mabru.

SYNOPSIS:

This is an inspirational story of a boy who loved the stars so much, he decided to catch one of his very own.. Once there was a boy, and the boy loved stars very much. Every night he watched stars from his bedroom window and wished that he had one of his own. He dreamed of how this star might be his friend and how they would play together. So one day, the boy decided to try and catch a star! but first he had to think of a plan, after getting up early (thinking that the star will be tired of the night and wait to the sunset), jumping up trying to grab it, climbing a tree, trying to lasso it, thinking of going to grab it in his spaceship and so on, at last the boy found a very special star as he shares it with others.

. EDUCATIONAL CONTENT:

. Educational:

Teaches children important things like: sequencing, counting, new nouns, grammar expressions, environments and some adjectives and colours.



. Values:

The story teaches children that if you wish hard enough your dreams just may come true as well as the importance of friendship and sharing.

.VOCABULARY



Please try and work with the children so that they understand the following vocabulary beforehand, most of these words will appear during the performance.


Nouns	Food and Drink	Verbs	The space	The table
Boy	Carrot	To be	Moon	Spoon
Binoculars	Green Pepper	to have	Sun	Knife
Night	Eggplant	There be	Star	Fork
Window	Apple	To Love	Planet	Plate
Day	Orange	To Watch	Comet	Glass
Sunrise	Pear	To Wish	UFO	Napkin
Sky	Strawberry	To Dream	Spaceship	Serviette
Top	Potato fries	To Play	Alien	Table Mat
Tree	Ketchup	To Take	Astronaut	
House	Coke	To Decide	The Earth	
Lasso	Croissant	To Try	Big dipper	
Mother	Cake	To Catch		
Petrol	Doughnut	To Get up		
	Hamburger			

. VOCABULARY

Food and drink: Name and Colour.




c _ _ _ t



P _ _ _



P _ _ _ _ _



A _ _ _ _




S _ _ _ _ _ _ _



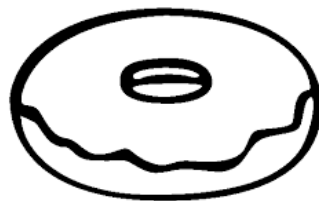
K _ _ _ _ _ _




C _ _ _



H _ _ _ _ _ _






D _ _ _ _ _ _



F _ _ _ _

. VOCABULARY

Can you match the names with the pictures and colour them!!



Alien

Planet

UFO

Star

Spaceship

Moon

. VOCABULARY

Set the table!!!

Can you draw the following objects and set the table?

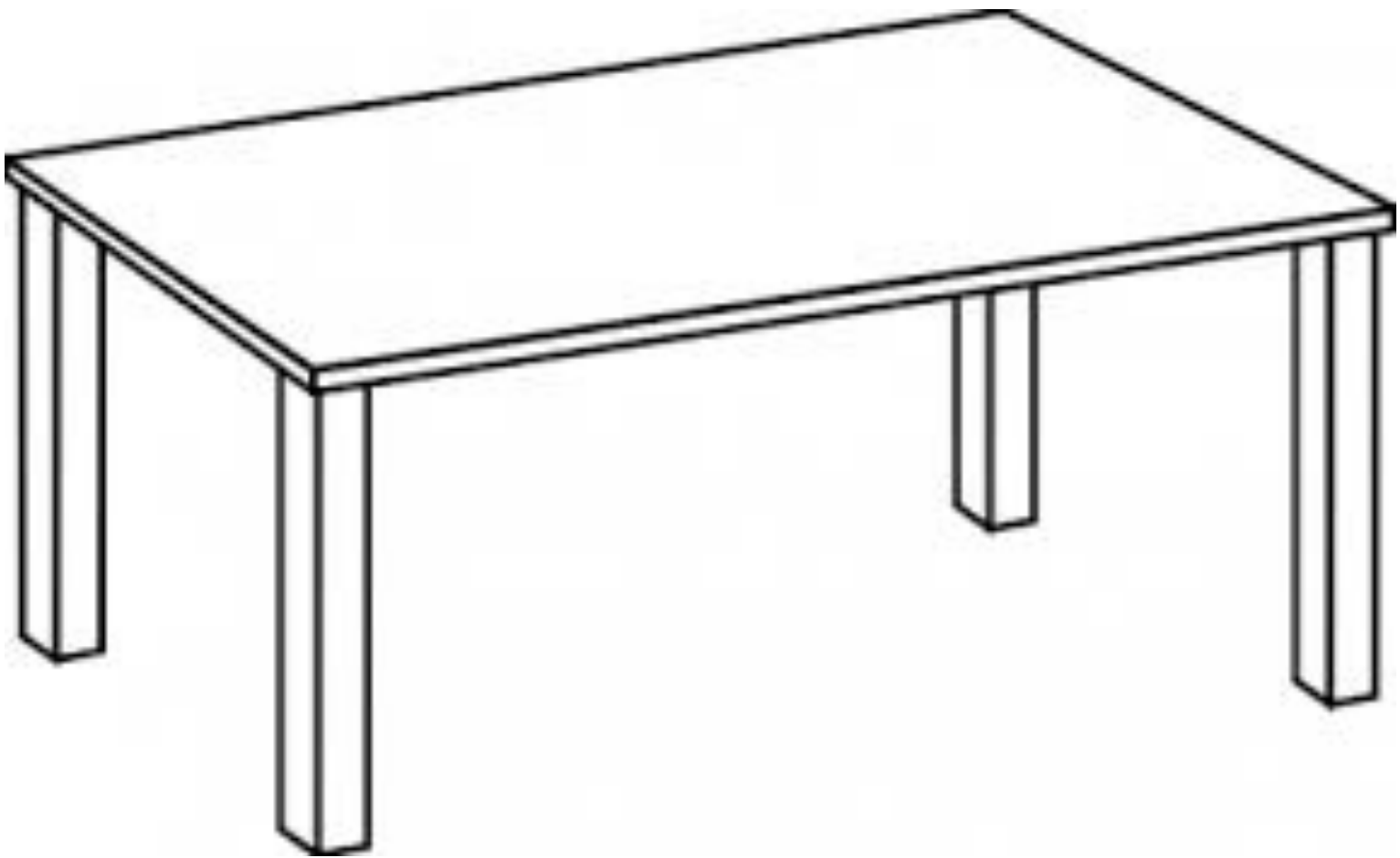
Draw the TABLE MAT in the middle of the table.

Draw the NAPKIN to the right of the table mat.

Draw the KNIFE, FORK and SPOON on the napkin.

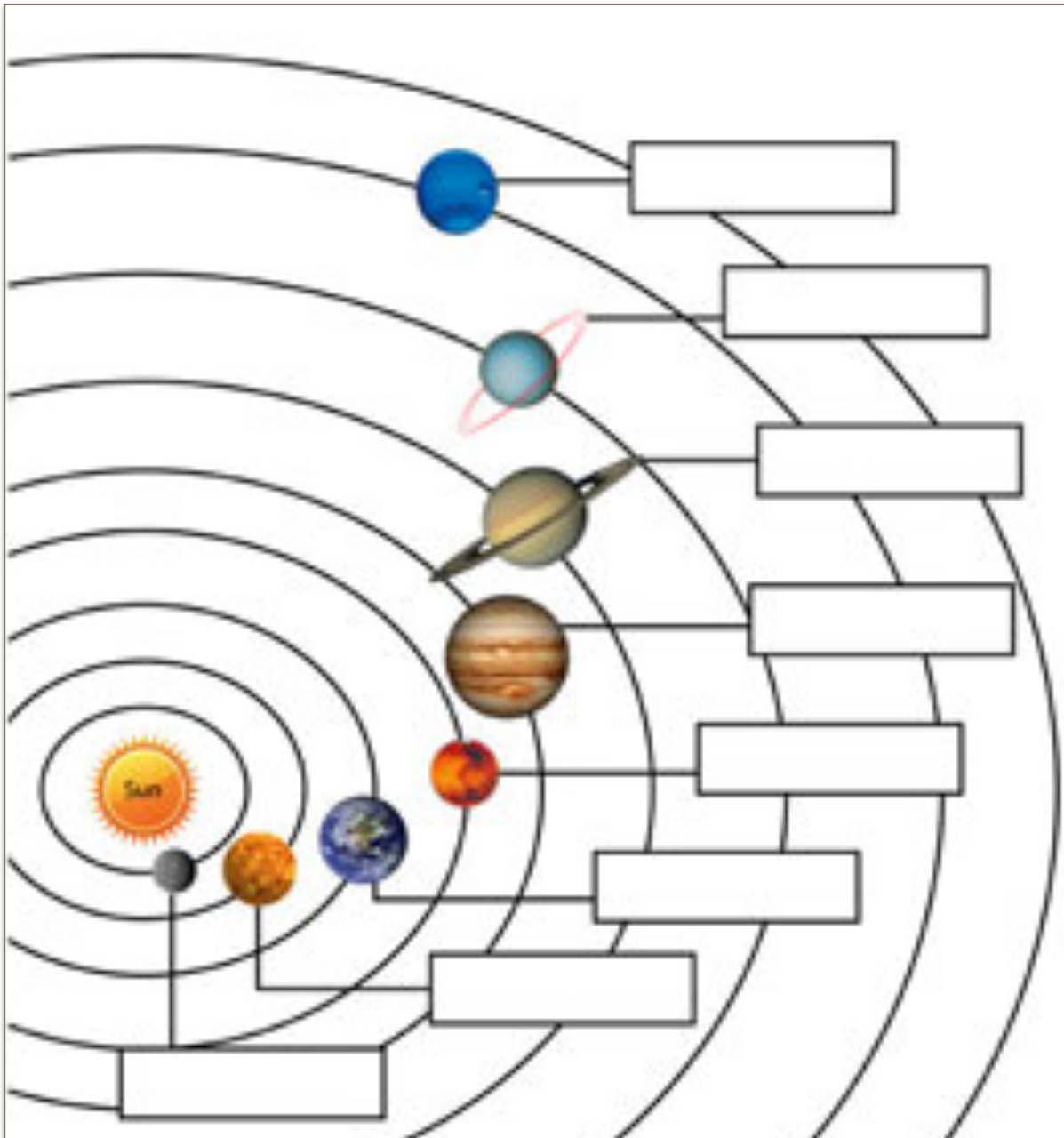
Draw the PLATE on the table mat.

Draw the GLASS above the table mat and the plate.



. VOCABULARY

The solar system and the planets. Can you name the planets?



Mercury, Venus, Earth, Mars, Jupiter, Saturn, Uranus, Neptune.

. GRAMMAR

Please try and work with the children so that they understand the following structures beforehand.

- . **Can:** I can get the star.
- . **Can not:** I can not get the star.
- . **Could:** I could touch the star.
- . **Could not:** I could not touch the star.
- . **Be going to:** Catch a star, be your friend,
- . **Wish:** I wish the star was my friend.

.Complete the sentences with the verbs above.

Mabru Catch the star.

The Star be your friend.

Mabru He were older.

Mabru To the park to have a picnic.

The children go to the park yesterday.

The star fly in the sky.

. GRAMMAR

Learn and review "to be" and "to have got" with "Mabru".
Fill the gaps with this two verbs.

To be:

- (+) Mabru a boy and he 10 years old.
- (+) The star the children's friend.
- (?) Where The star?
- (+) The stars in the sky.
- (-) The star's colour blue and yellow.
- (?) Mabru in the park?
- (-) The basket empty.
- (?) the stars in the sky?

To have got:

- (-) Mabru a star.
- (+) The star many friends.
- (?) Mabru many food in his basket?
- (+) Mabru binoculars to see the universe.
- (?) the other children a star?
- (-) Mabru and the star friends.

. SONG


The Space shuttle, astronaut chant

Space shuttle, astronaut going to the moon
Space shuttle, astronaut leaving soon.

There's the big dipper!
There's the North star!
Look at the planets!
There they are.

Starting on the earth
Landing on the moon


Space shuttle, astronaut leaving soon.



. SONG

Catch a star!!





I tried to catch a little star
I couldn't reach so far.
I Jumped and jumped
I Jumped and jumped
And even tried to fly
I couldn't reach the sky
I couldn't reach the sky



I tried to catch a little star
I couldn't reach so far.
I Jumped and jumped
I Jumped and jumped
And even tried to fly
I couldn't reach the sky
I couldn't reach the sky

. ACTIVITY

Cut and make your own stars!!



Thank you.



Englishtotem

English tutors & educational services